

**Name:** \_\_\_\_\_

**First Grade**

# **Snow Day Work**

## **Day #1**

Name \_\_\_\_\_










# Reading Skills Practice Test 1

## A. Phonic Analysis: Consonants and Vowels

Look at each picture.





Write the missing letter on the blank line.



<b>Sample</b>  _____un	1.  b_____d	2.  _____at
3.  _____og	4.  _____ug	5.  s_____ck

## B. Vocabulary: Picture-Word Match

Circle the word that names each picture.

<b>Sample</b>  cat can cot	1.  dig pet pig	2.  run bun rat	3.  car rock lick
---	--	---	--

**C. High-frequency Word Match**

Circle the word your teacher says out loud.

Sample	1.	2.	3.
the of and	are my like	will who he	his sad has

**D. Grammar, Usage, and Mechanics**

Each sentence has a mistake.

Write each sentence correctly on the blank line.

**Sample** My bike is red

1. i like to run.






2. Did you see it

3. They sits on the mat.



**E. Reading Sentences**

Fill in the bubble next to the sentence that tells about each picture.

<b>Sample</b> 	<input type="radio"/> A girl sits. <input type="radio"/> A girl walks. <input type="radio"/> A girl runs.
<b>1.</b> 	<input type="radio"/> The boy plays ball. <input type="radio"/> The cat plays. <input type="radio"/> The girls run and play.
<b>2.</b> 	<input type="radio"/> The book is on the desk. <input type="radio"/> He has two books. <input type="radio"/> The pen is next to the book.
<b>3.</b> 	<input type="radio"/> We have a big bag. <input type="radio"/> She has a rabbit. <input type="radio"/> He has a rug and a pan.
<b>4.</b> 	<input type="radio"/> Six pigs sit. <input type="radio"/> The dog sits on a hill. <input type="radio"/> A pig plays in the mud.

**F. Story Comprehension**

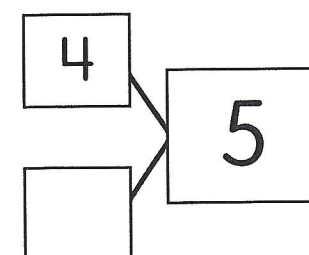
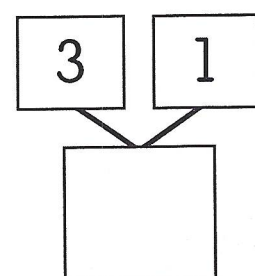
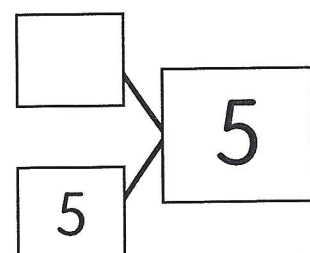
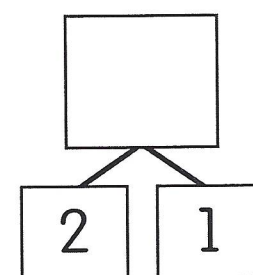
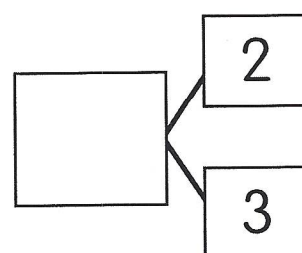
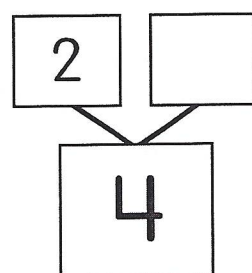
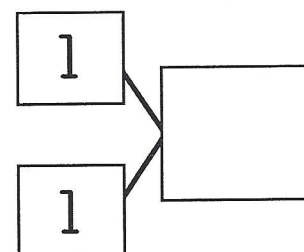
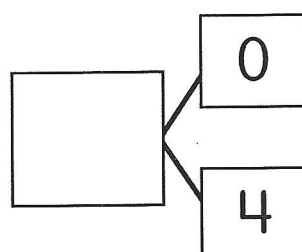
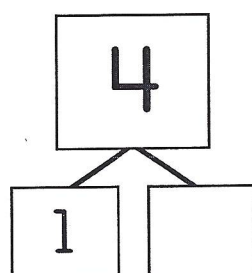
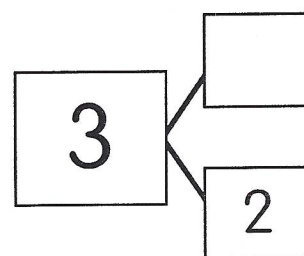
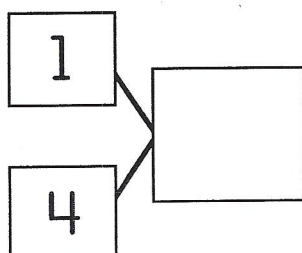
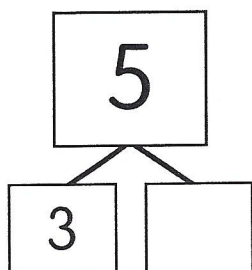
Read the story. Then answer each question.  
Fill in the bubble next to the best answer.

Pam has a dog. His name is Rags.  
Rags likes to play.  
Rags likes to run.  
Rags likes to jump.  
Rags is a good dog!

1. What kind of pet does Pam have?  
☐ cat  
☐ dog  
☐ rabbit
2. What is a good title (name) for this story?  
☐ Rags the Dog  
☐ Frogs Jump  
☐ Apples Grow on Trees
3. What does Rags like to do?  
☐ skip  
☐ play  
☐ sing



Complete each number bond.





Write one addition fact and one subtraction fact for each number bond.

<div style="border: 1px solid black; padding: 5px; display: inline-block; text-align: center;">5</div>	$\underline{\quad} + \underline{\quad} = \underline{\quad}$
<div style="display: flex; justify-content: space-around;"><div style="border: 1px solid black; padding: 5px; text-align: center;">3</div><div style="border: 1px solid black; padding: 5px; text-align: center;">2</div></div>	$\underline{\quad} - \underline{\quad} = \underline{\quad}$

<div style="border: 1px solid black; padding: 5px; display: inline-block; text-align: center;">4</div>	$\underline{\quad} + \underline{\quad} = \underline{\quad}$
<div style="display: flex; justify-content: space-around;"><div style="border: 1px solid black; padding: 5px; text-align: center;">1</div><div style="border: 1px solid black; padding: 5px; text-align: center;">3</div></div>	$\underline{\quad} - \underline{\quad} = \underline{\quad}$

<div style="border: 1px solid black; padding: 5px; display: inline-block; text-align: center;">3</div>	$\underline{\quad} + \underline{\quad} = \underline{\quad}$
<div style="display: flex; justify-content: space-around;"><div style="border: 1px solid black; padding: 5px; text-align: center;">3</div><div style="border: 1px solid black; padding: 5px; text-align: center;">0</div></div>	$\underline{\quad} - \underline{\quad} = \underline{\quad}$

<div style="border: 1px solid black; padding: 5px; display: inline-block; text-align: center;">2</div>	$\underline{\quad} + \underline{\quad} = \underline{\quad}$
<div style="display: flex; justify-content: space-around;"><div style="border: 1px solid black; padding: 5px; text-align: center;">0</div><div style="border: 1px solid black; padding: 5px; text-align: center;">2</div></div>	$\underline{\quad} - \underline{\quad} = \underline{\quad}$

<div style="display: flex; justify-content: space-around;"><div style="border: 1px solid black; padding: 5px; text-align: center;">4</div><div style="border: 1px solid black; padding: 5px; text-align: center;">1</div></div>	$\underline{\quad} + \underline{\quad} = \underline{\quad}$
<div style="border: 1px solid black; padding: 5px; display: inline-block; text-align: center;">5</div>	$\underline{\quad} - \underline{\quad} = \underline{\quad}$

<div style="display: flex; justify-content: space-around;"><div style="border: 1px solid black; padding: 5px; text-align: center;">1</div><div style="border: 1px solid black; padding: 5px; text-align: center;">2</div></div>	$\underline{\quad} + \underline{\quad} = \underline{\quad}$
<div style="border: 1px solid black; padding: 5px; display: inline-block; text-align: center;">3</div>	$\underline{\quad} - \underline{\quad} = \underline{\quad}$

<div style="display: flex; justify-content: space-around;"><div style="border: 1px solid black; padding: 5px; text-align: center;">2</div><div style="border: 1px solid black; padding: 5px; text-align: center;">2</div></div>	$\underline{\quad} + \underline{\quad} = \underline{\quad}$
<div style="border: 1px solid black; padding: 5px; display: inline-block; text-align: center;">4</div>	$\underline{\quad} - \underline{\quad} = \underline{\quad}$

<div style="display: flex; justify-content: space-around;"><div style="border: 1px solid black; padding: 5px; text-align: center;">5</div><div style="border: 1px solid black; padding: 5px; text-align: center;">0</div></div>	$\underline{\quad} + \underline{\quad} = \underline{\quad}$
<div style="border: 1px solid black; padding: 5px; display: inline-block; text-align: center;">5</div>	$\underline{\quad} - \underline{\quad} = \underline{\quad}$




# The Four Seasons

NAME \_\_\_\_\_

Look at each picture and decide which season you think the picture represents or shows. Also, think of one word to describe each picture/season.

**Directions:** Write the name of the season on the first line below the picture. On the second line below the picture write one word to describe the season.



---

---

---

---

---




---

---

---

---

---



---

---

---

---

---



---

---

---

---

---